

GREEN WELDING GLASSES 703

PRODUCT INFORMATION

PHILLIPS-SAFETY.COM

COPYRIGHT ©2025. ALL RIGHTS RESERVED



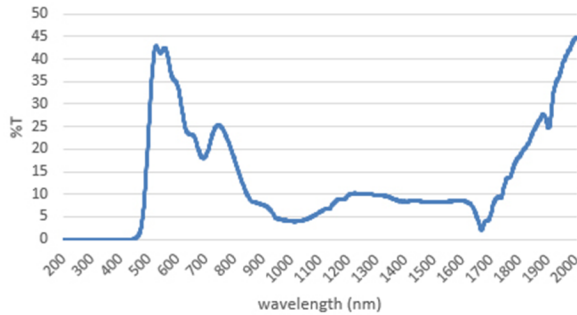
PHILLIPS SAFETY
PRODUCTS INC.

WELDING PROTECTIVE EYEWEAR

LENS FILTER SPECIFICATIONS

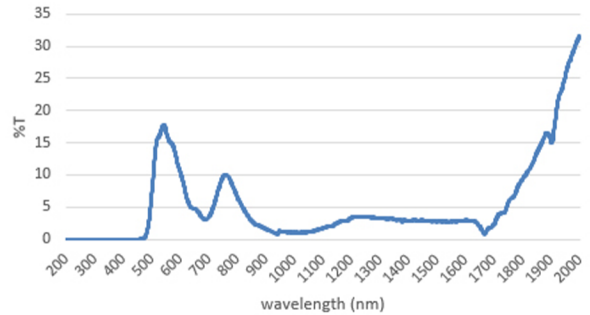
GREEN SHADE 2

IR2



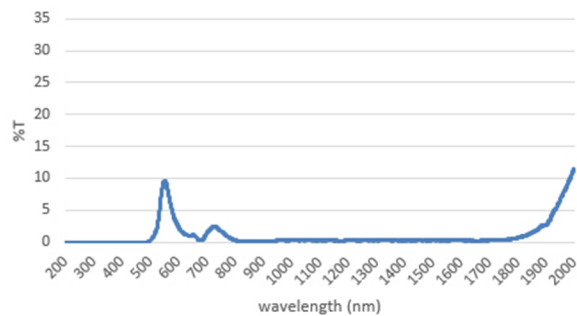
GREEN SHADE 3

IR3



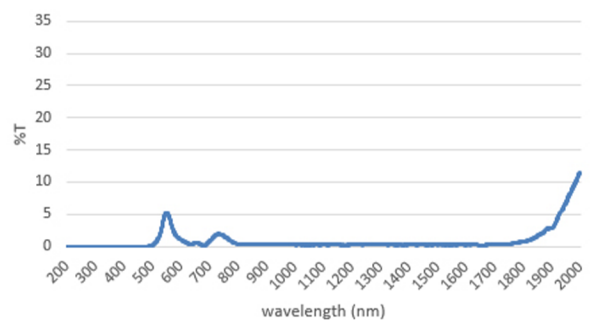
GREEN SHADE 4

IR4



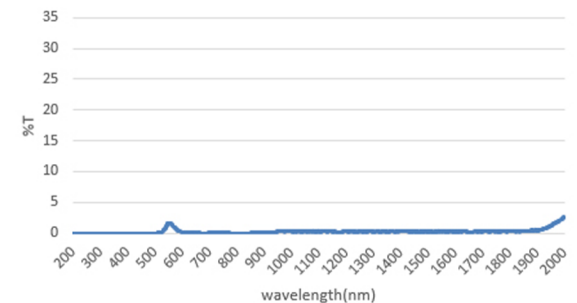
GREEN SHADE 5

IR5



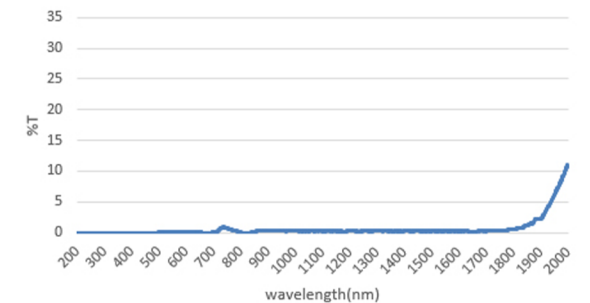
GREEN SHADE 6

IR6



GREEN SHADE 8

IR8



This is to certify that our product listed above meets all Safety Requirements as specified by ANSI Z87.1 and is manufactured to the tolerances required by law. This filter has been tested and conforms to OSHA standards for Welding protection. They are manufactured by Phillips Safety Products, Inc. in the City of Middlesex, County of Middlesex, and State of New Jersey in the United States of America. All components and final assemblies are included and originate from our location at 123 Lincoln Boulevard, Middlesex, NJ 08846.

Any questions from interested parties can be directed to the undersigned below.

Ryan Phillips | Vice President | Phillips Safety Products, Inc.

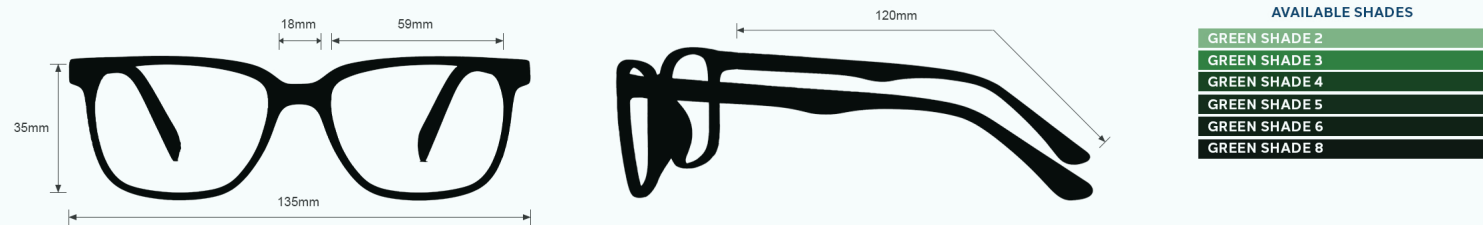
PRODUCT INFORMATION
GREEN WELDING GLASSES 703



The Green Welding glasses 703 have a polycarbonate green welding filter shade 2.0, 3.0, 4.0, 5.0, 6.0, 8.0, that provides torching and brazing protection. These green torching glasses are ANSI Z87.1, EN 166 and EN 169 approved, and have CE certified lens

These torching glasses 703 are made of high-quality plastic, and it is a durable and lightweight wrap-around frame. The welding glasses also 703 feature rubberized nose pads for superior comfort. In addition, these Phillips Safety torching glasses are available in black.

FRAME SPECIFICATION



OSHA[®] FactSheet

Eye Protection against Radiant Energy during Welding and Cutting in Shipyard Employment

Electromagnetic energy given off by an arc or flame can injure workers' eyes and is commonly referred to as radiant energy or light radiation. For protection from radiant energy, workers must use personal protective equipment, such as safety glasses, goggles, welding helmets, or welding face shields. This equipment must have filter lenses with a shade number that provides the appropriate level of protection. A shade number indicates the intensity of light radiation that is allowed to pass through a filter lens to one's eyes. Therefore, the higher the shade number, the darker the filter and the less light radiation that will pass through the lens.

This requirement applies to the employees performing the work and to personnel observing the operation; for example, a fire watch or an assistant. The tables below list the minimum protective lens shade numbers for commonly used welding and cutting processes.

When a worker wears eyewear equipped with filter lenses under a welding helmet, the shade number

of the lens in the helmet may be reduced. The combined shade numbers of the lenses in the eyewear and helmet should equal the value shown in the tables below (see 29 CFR 1915.153(a)(4) and ANSI Z49.1:2005 *Safety in Welding, Cutting, and Allied Processes*). In addition, all protective eye and face devices must comply with ANSI Z87.1, *Practice for Occupational and Educational Eye and Face Protection* (see 29 CFR 1915.153(b)) for the selection, use and maintenance of these protective devices.

When there is a potential for objects to fly in workers' eyes and face, the protective device(s) selected must provide side protection. Side protection reduces the risks of hazards such as slag chips, grinding fragments and grinding bristles contacting a worker's eyes and face. Where such hazards exist, workers using a welding helmet with filter lenses would also need to wear glasses with side shields or goggles.

Table 1: Filter Lenses for Protection during Shielded Metal Arc Welding

Operation	Electrode Size – inch (mm)	Arc Current (Amperes)	OSHA Minimum Protective Shade Number	ANSI & AWS Shade Number Recommendations*
Shielded Metal Arc Welding (SMAW)	Less than 3/32 (2.4)	Fewer than 60	7	-
	3/32-5/32 (2.4-4.0)	60-160	8	10
	More than 5/32-1/4 (4.0-6.4)	More than 160-250	10	12
	More than 1/4 (6.4)	More than 250-550	11	14

Table 2: Filter Lenses for Gas Welding and Oxygen Cutting Operations

Operation	Plate Thickness Inches	Plate Thickness mm	OSHA Minimum Protective Shade Number	ANSI & AWS Shade Number Recommendations*
Gas Welding	Under 1/8	Under 3.2	4	5
	1/4 to 1/2	3.2 to 12.7	5	6
	Over 1/2	Over 12.7	6	8
Oxygen Cutting	Under 1	Under 25	3	4
	1 to 6	25 to 150	4	5
	Over 6	Over 150	5	6

Table 3: Filter Lenses for Protection during Other Welding and Cutting Operations

Operation	Arc Current (Amperes)	OSHA Minimum Protective Shade Number	ANSI & AWS Shade Number Recommendations*
Gas Metal Arc Welding (GMAW) and Flux Cored Arc Welding (FCAW)	Fewer than 60	7	-
	60-160	10	11
	More than 160-250	10	12
	More than 250-500	10	14
Gas Tungsten Arc Welding (GTAW)	Fewer than 50	8	10
	50-150	8	12
	More than 150-500	10	14
Air Carbon Arc Cutting (CAC-A) (Light)	Fewer than 500	10	12
Air Carbon Arc Cutting (CAC-A) (Heavy)	500-1000	11	14
Plasma Arc Welding (PAW)	Fewer than 20	6	6-8
	20-100	8	10
	More than 100-400	10	12
	More than 400-800	11	14
Plasma Arc Cutting (PAC) (Light)**	Fewer than 300	8	9
Plasma Arc Cutting (PAC) (Medium)**	300-400	9	12
Plasma Arc Cutting (PAC) (Heavy)**	More than 400-800	10	14
Torch Brazing (TB)		3	3 or 4
Torch Soldering (TS)		2	2
Carbon Arc Welding (CAW)		14	14

* As a rule of thumb, start with a shade that is too dark to see the weld zone. Then, go to a lighter shade which gives a sufficient view of the weld zone without going below the minimum. During oxygen gas welding or cutting where the torch produces a high yellow light, it is desirable to use a filter lens that absorbs the yellow or sodium line in the visible light (spectrum) of the operation.

** Values apply where the actual arc is clearly seen. Lighter filters may be used when the arc is hidden by the workpiece.

For More Information:

- CPL 02-01-049 - 29 CFR Part 1915, Subpart I, Enforcement Guidance for Personal Protective Equipment in Shipyard Employment
- OSHA Publication 3151 (2003), Personal Protective Equipment

This is one in a series of informational fact sheets highlighting OSHA programs, policies or standards. It does not impose any new compliance requirements. For a comprehensive list of compliance requirements of OSHA standards or regulations, refer to Title 29 of the Code of Federal Regulations. This information will be made available to sensory-impaired individuals upon request. The voice phone is (202) 693-1999; teletypewriter (TTY) number: (877) 889-5627.

For assistance, contact us. We can help. It's confidential.





U.S. Department of Labor
www.osha.gov (800) 321-OSHA (6742)

CONTACT

Should you need any further information,
please do not hesitate to contact us.

123 Lincoln Blvd, Middlesex, NJ 08846, USA 

+1 (866) 575 1307 

service@phillips-safety.com 

www.phillips-safety.com 